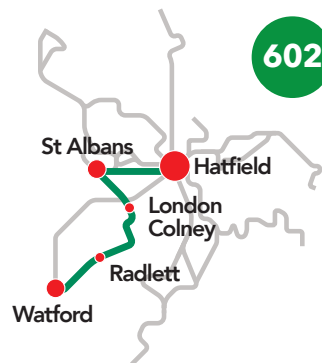


keep in touch

01707 255 764

unobus.info



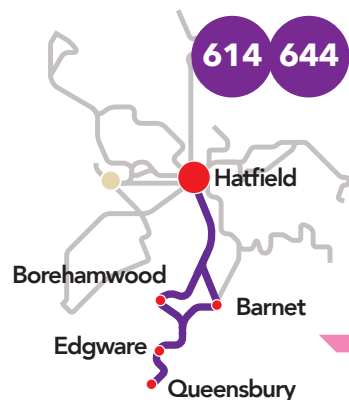
602

**Hatfield
St Albans
London Colney
Radlett
Watford**

every **15 mins** Mon-Fri

Frequency has been increased between Hatfield and St Albans to compensate for the withdrawal of 601 The Alban Way.

In Hatfield, buses continue beyond Hatfield Station to Hatfield Business Park.



614 644

**Hatfield
Barnet
Edgware
Queensbury**

some via Borehamwood
every **15 mins** Mon-Sat

Service unchanged.

THE COMET

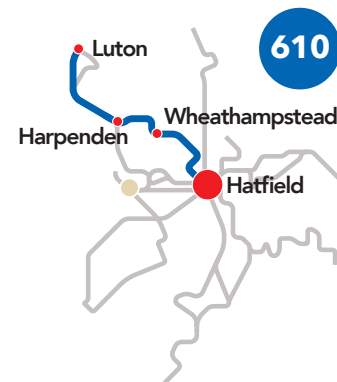
theshuttle

690

**Angerland park&ride
The Forum
de Havilland Campus**

every **10-15 mins**
Mon-Fri term time

Service unchanged.



610

**Hatfield
Wheathampstead
Harpenden
Luton**

every **30 mins** Mon-Fri
every **60-90 mins** Sat

The section of this route south of Hatfield to Potters Bar is replaced by new routes 242 and 243.

In Hatfield, route 610 now goes to

**Hatfield Business Park
de Havilland Campus
College Lane Campus
Hatfield Station**

dragonfly



X10

**Hatfield
Marshalswick
Harpenden
Luton**

every **30 mins** Mon-Fri

**de Havilland
express**

601

**Hatfield
St Albans
Radlett
Borehamwood**

This route is withdrawn.

You can still get between St Albans and Borehamwood on **Red Eagle 361** up to every hour Mon-Sat
redeagle.org.uk

THE AlbanWay

**we've made
changes to your
local buses**

from Sun 31 Aug 2025



unobus network

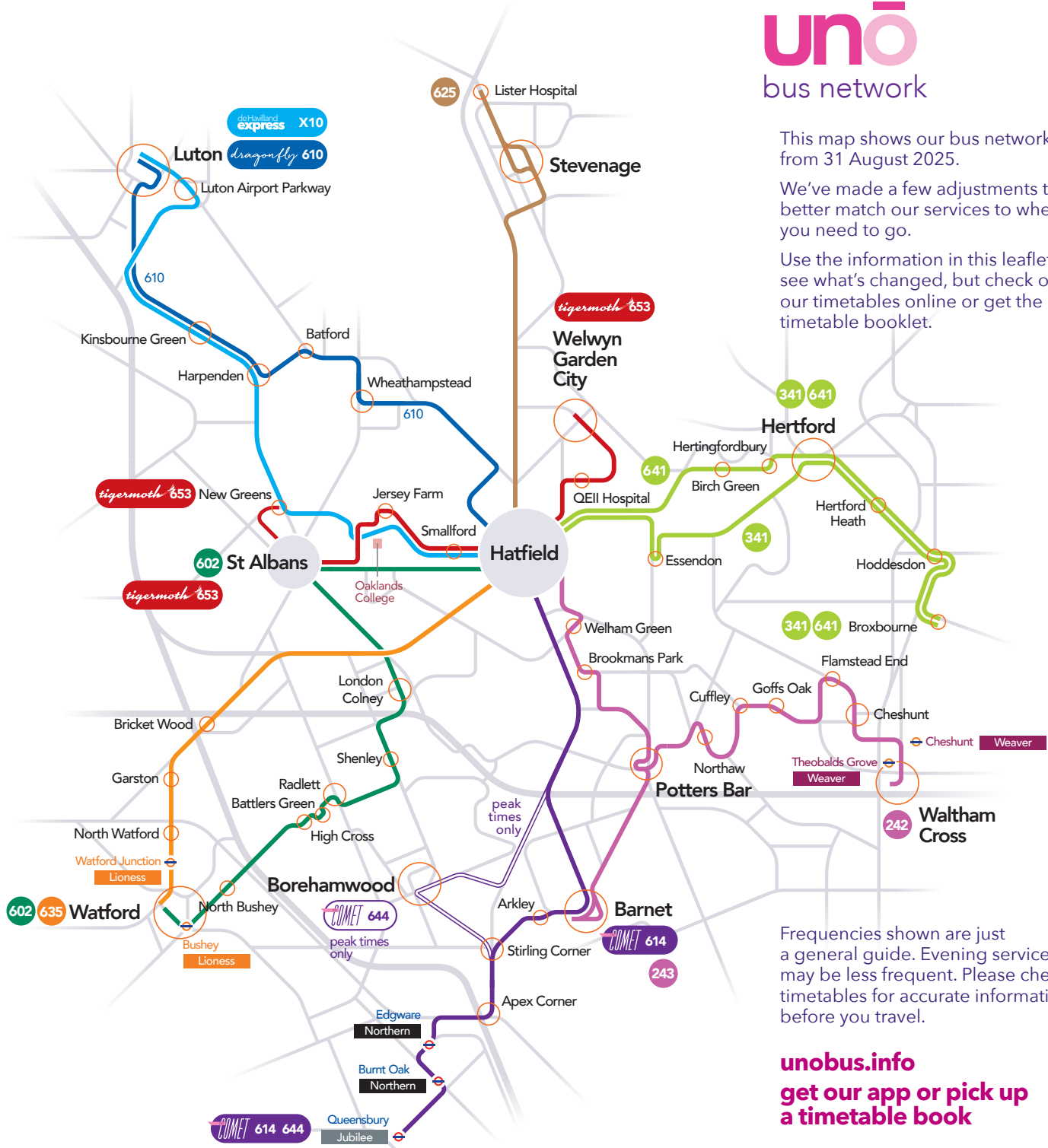
This map shows our bus network from 31 August 2025.

We've made a few adjustments to better match our services to where you need to go.

Use the information in this leaflet to see what's changed, but check out our timetables online or get the new timetable booklet.

Frequencies shown are just a general guide. Evening services may be less frequent. Please check timetables for accurate information before you travel.

unobus.info
get our app or pick up a timetable book



242 243

Hatfield Potters Bar
every **30** mins Mon-Sat

then to **Waltham Cross 242**
every **60** mins Mon-Sat

or to **Barnet 243**
every **60** mins Mon-Sat

This replaces the southern half of Dragonfly 610 and provides you with a new link to Waltham Cross.

There are connections with Weaver Line trains at Cheshunt and Theobalds Grove.

341 641

Hatfield Hertford Hoddesdon Broxbourne
every **30** mins Mon-Sat

via **Essendon 341**
every **60** mins Mon-Sat

via **Hertingfordbury 641**
every **60** mins Mon-Sat

Service unchanged.

625

Hatfield non-stop to Stevenage Lister Hospital
every **90** mins Mon-Fri

This replaces the northern section of the 635 and no longer continues to Hitchin.

635

Hatfield non-stop to Garston Watford
every **60-90** mins Mon-Fri

This no longer runs to Stevenage and Hitchin, and south of Hatfield runs direct to Garston - taking just 37 minutes between College Lane and Watford Junction.

tiger moth 653

New Greens St Albans Jersey Farm Hatfield Welwyn Garden City
every **30** mins Mon-Sat
every **60** mins Sun

Service unchanged.